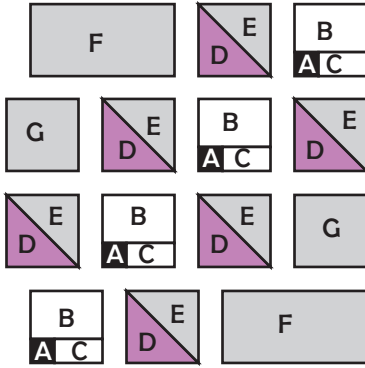


# The Dowager's Feathers

by Scott Hansen for GenerationQ



From Black print cut:

4 – 1 1/2" squares (A)

From White print cut:

4 – 2 1/2" x 3 1/2" rectangles (B)

4 – 1 1/2" x 2 1/2" rectangles (C)

From purple print cut:

3 – 3 7/8" squares cut in half diagonally making 6 triangles (D)

From grey print cut:

3 – 3 7/8" squares cut in half diagonally making 6 triangles (E)

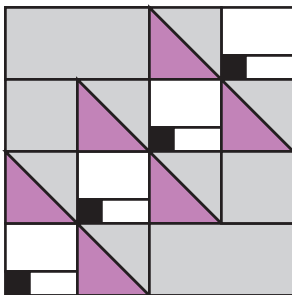
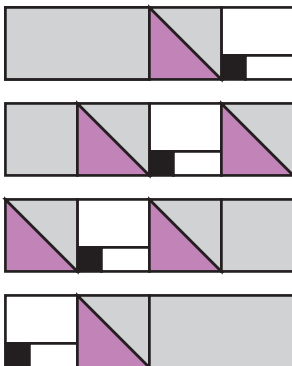
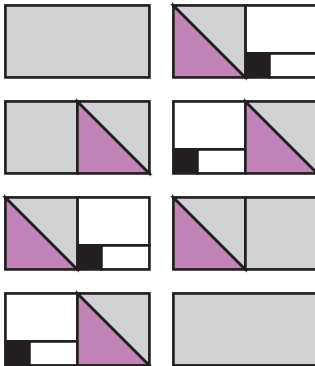
2 – 3 1/2" x 6 1/2" rectangles (F)

2 – 3 1/2" squares (G)

Sew E triangles and D triangles together.

Sew A to C then the A/C unit to B.

Follow the diagram for the rest of the story.



Scott is the Mad Color Scientist at Blue Nickel Studios which he runs from his home in the country in the Pacific Northwest, sort of smack in between the mountains and Seattle.

He had been quilting for half of his life now, and doesn't see fit to change that right away. He tries to maintain his sanity along with the house he built and acreage he thinks can still be the park he envisioned 20+ years ago. He is married to his wife, Linda, a talented mixed-media/doll-loving artist herself, and three young adult children, who give him all sorts of joy and challenges that have grown as they have. He loves trees, architecture, gardens, color, cats, textiles, art, pattern, design, Christmas, fashion, his curly mustache, and a great many other curiosities.

BLUE NICKEL STUDIOS  
URBAN FOLK...MODERN DESIGN™